

Understanding Your Student's Assessment Scores

Smarter Balanced assessments measure a student's achievement of the New Hampshire College- and Career-Ready Standards in English language arts/literacy and mathematics. These standards define learning expectations for what students should know and be able to do at each grade level. The New Hampshire Smarter Balanced Summative Assessment is only one indicator of a student's performance. These results should be used along with other information, such as classwork and other tests, when making educational decisions. For more information about Smarter Balanced assessments, please visit www.education.nh.gov/instruction/assessment/sbac/index.htm.

The guide below provides information related to the Individual Student Report. The first example is a Grade 5 English Language Arts/Literacy sample report annotated with text boxes to explain different components within the report. It is followed by a second example of a Grade 5 Mathematics sample report. Scale Scores and Achievement Levels may vary by grade and subject.

1 Students will receive two Individual Student Reports (English language arts/literacy and mathematics). This display provides the student's name, content area, and year tested.

2 Each student who completes the Smarter Balanced Summative Assessment receives a **Scale Score** and associated **Achievement Level** for each content area. There are four levels of achievement (i.e., Level 1, Level 2, Level 3, and Level 4) to indicate how well students performed on the assessment.

New Hampshire Department of Education
Serving New Hampshire's Education Community

Score Reports | **Test Management Center** | **Inbox (2)** | **Search Students** | **Manage Rosters** | This page: **Help** | **Print** | **Definitions**

Now viewing: Scores for students who were mine at the end of the selected administration

Individual Student Report

How did my student perform on the ELA/Literacy test?

Test: Smarter Summative ELA/Literacy Grade 5
Year: 2015-2016
Name: Lastname, Firstname M. **1**

Legend: Claim Achievement Category
 Below Standard | At/Near Standard | Above Standard

Student Test Performance			
Name	SSID	Scale Score	Achievement Level
Lastname, Firstname M. 2	9999990099	2606 ± 25	Level 4

Scale Score and Overall Performance

3 Lastname, Firstname M. Scored **2606 ± 25**

Score	Achievement Level	Description
2701	Level 4	The student has exceeded the achievement standard and demonstrates advanced progress toward mastery of the knowledge and skills in English language arts/literacy needed for likely success in future coursework.
2582	Level 3	The student has met the achievement standard and demonstrates progress toward mastery of the knowledge and skills in English language arts/literacy needed for likely success in future coursework.
2502	Level 2	The student has nearly met the achievement standard and may require further development to demonstrate the knowledge and skills in English language arts/literacy needed for likely success in future coursework.
2442	Level 1	The student has not met the achievement standard and needs substantial improvement to demonstrate the knowledge and skills in English language arts/literacy needed for likely success in future coursework.
2201		

4

Comparison Scores

Name	Average Scale Score
New Hampshire	2522 ± 1

4 The **Achievement Levels** and the accompanying descriptions of performance serve as a starting point for discussion about the performance of individual students in mathematics and English language arts/literacy across the content areas. Students at **Level 3 or above** meet state expectations and are considered on track for likely success in the next grade. All grade- and subject-specific score ranges can be viewed on the [Achievement Level Scale Scores](http://nh.portal.airast.org/resources/?section=reporting-resources) page on the portal (<http://nh.portal.airast.org/resources/?section=reporting-resources>).


Individual Student Report

How did my student perform on the ELA/Literacy test?

Test: Smarter Summative ELA/Literacy Grade 5




Year: 2015-2016

Name: Lastname, Firstname M.


5 The **Legend** indicates the three **Student Achievement Categories** on the report. The  indicates the student performed below standard, the  indicates the student performed at/near the standard, and the  indicates the student performed above the standard.

5

Legend: Claim Achievement Category

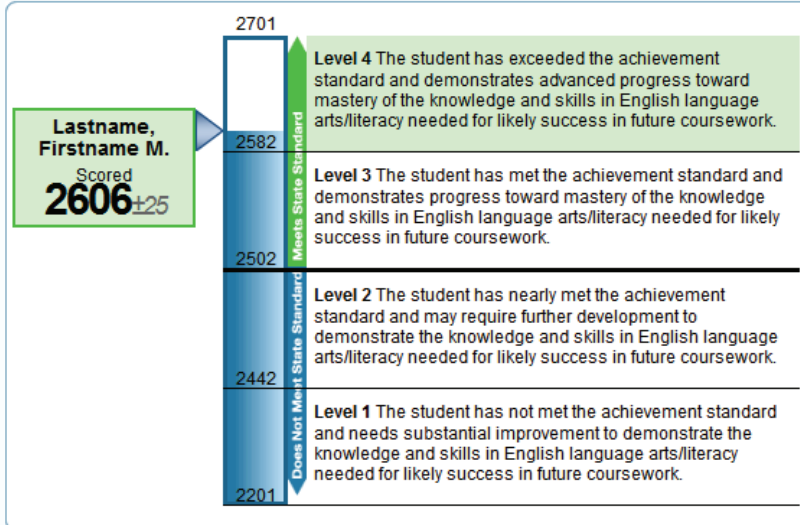
 Below Standard  At/Near Standard  Above Standard

Student Test Performance



Name	SSID	Scale Score	Achievement Level
Lastname, Firstname M. 	9999990099	2606 ±25	Level 4

6 The **Comparison Scores** table displays the **Average Scale Score** for all assessed students in the district and school levels.

Scale Score and Overall Performance







Comparison Scores

Name	Average Scale Score
New Hampshire	2522 ±1
Demo District (999) 	2551 ±7
Demo School (999-99999) 	2551 ±7

7 The **Student Test Performance** table provides **Description** and **Performance** on items specific to each **Claim**. The claim description summarizes what students know and can do as demonstrated by performance on the assessment.

Student Performance on Claims

7

Claim	Performance	Claim Description
Reading		Student can read closely and analytically to comprehend a range of increasingly complex literary and informational texts.
Writing		Student can produce effective and well-grounded writing for a range of purposes and audiences.
Listening		Student may be able to employ effective listening skills for a range of purposes and audiences.
Research/Inquiry		Student can engage in research and inquiry to investigate topics, and to analyze, integrate, and present information.

Next Steps

Families and educators can work together using Smarter Balanced student results to improve each student's success in school. Please visit the New Hampshire Department of Education website located at: <http://education.nh.gov/instruction/assessment/sbac/index.htm> for more information.

Below is an example of a Grade 5 mathematics report. Scale scores and Achievement Levels may vary by grade and subject.

Individual Student Report




How did my student perform on the Mathematics test?

Test: Smarter Summative Mathematics Grade 5


Year: 2015-2016

Name: Lastname, Firstname M.

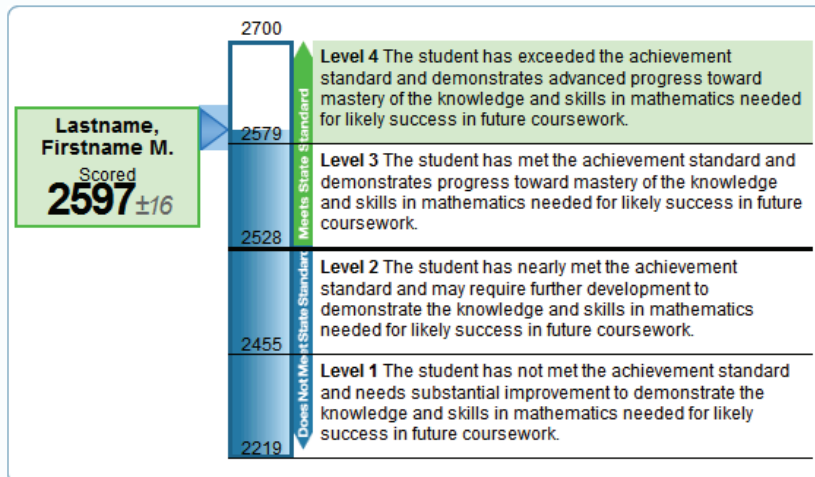
Legend: Claim Achievement Category

 Below Standard
  At/Near Standard
  Above Standard



Student Test Performance

Name	SSID	Scale Score	Achievement Level
Lastname, Firstname M. 	9999699900	2597 ±16	Level 4




Scale Score and Overall Performance



Comparison Scores

Name	Average Scale Score
New Hampshire	2516 ±1
Demo District (999) 	2554 ±7
Demo School (999-99999) 	2554 ±7

Student Performance on Claims

Claim	Performance	Claim Description
Concepts and Procedures		Student can explain and apply mathematical concepts and interpret and carry out mathematical procedures with precision and fluency.
Problem Solving and Modeling & Data Analysis		Student may be able to solve a range of complex well-posed problems in pure and applied mathematics, making productive use of knowledge and problem solving strategies. Students may be able to analyze complex, real-world scenarios and may be able to construct and use mathematical models to interpret and solve problems.
Communicating Reasoning		Student can clearly and precisely construct viable arguments to support their own reasoning and to critique the reasoning of others.

Next Steps

Families and educators can work together using Smarter Balanced student results to improve each student's success in school. Please visit the New Hampshire Department of Education website located at: <http://education.nh.gov/instruction/assessment/sbac/index.htm> for more information.